

SISTEM FOR THE CREATION OF WALKABLE AND DRIVABLE GREEN AREAS




# salvaverde

the right protection for turf driveways



- PERMEABLE
- STABLE
- RESISTANT





# SALVAVERDE VISION

Nothing is healthier and natural than a barefoot walk over the grass. The relationship between Nature and the Human being is ancient and it is intimately related to our existence.

When we pave or cement small or big surfaces, is like we are going against our nature and we also cause a significative damage to the environment balance.

To find solutions in order to satisfy our needs of development without compromising the Nature balance: this is our task.

## THE VALUE OF PERMEABILITY

Every year, large parts of territory are intended to be used for new houses and related construction works, like parkings; this reduces the soil draining surface causing serious consequences to the Hydrological balance. SALVAVERDE green parking lot is the ideal solution to combine the urban development with the respect of

the environment. In compliance with the Italian law, SALVAVERDE guarantees a permeability of the 95%. Furthermore, its honey-comb structure protects the roots from the continue transition of the vehicles and guarantees the growth of a an healty lawn.

Geoplast S.p.A. in Green Building Council Italy,  
The Network of Sustainable Construction.





# SALVAVERDE THE SOLUTION

**SALVAVERDE** the element for the creation of green parkings and green walking and driving tracks. It was specifically designed for the protection of grass surfaces. The wide structure of the cells allows a fast rooting of the grass respecting the naturalness of the soil and of the vegetation.

**SALVAVERDE** protects the grass roots from the transition means, while the honeycomb structure and the anti-slip surface make the transit easy. The 95% permeability allows the right regulation of rainwater in accordance to urban planning restrictions.


- PARKING AREAS
- WALKING TRACKS
- CYCLE PATHS
- DRIVEWAYS



# SALVAVERDE ADVANTAGES

Soil reinforcement grid  
for all types of parking surface

## permeable

 **SALVAVERDE** guarantees a permeability up to the 95%, respecting the urban planning restrictions that set the right disposal of rainwater respecting the hydrological balance



## stable

The supporting feet, allow an easy and quick installation and offer the surface highest stability



## versatile

Trafficability, walkability and transition of strollers and prams are easy thanks to the anti-slip surface that guarantees maximum safety

## expansion joint



**SALVAVERDE** double overlap expansion joint allows an easy and quick installation, capable of absorbing any thermal expansion of the plastic material



## protection

The structure protects the turf, facilitating the rooting and the soil consolidation. The material does not convey heat like any other type of flooring

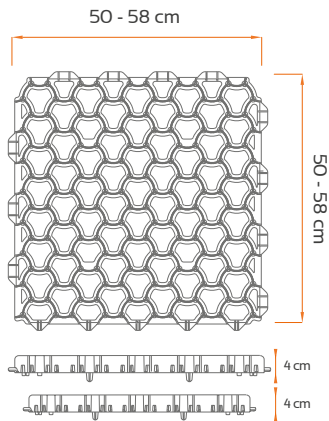


## Anti-UV treatment

**SALVAVERDE** is resistant to UV rays, in order to guarantee a long-lasting resistance outdoor

# SALVAVERDE

## DIMENSION TABLES



**SIZE (cm)**  
**HEIGHT h (cm)**  
**Load capability (t/m<sup>2</sup>)**  
**Weight per pcs. (kg)**  
**Packaging size (cm)**  
**N° pcs.**  
**m<sup>2</sup> per pallet**  
**Colour**  
**Permeability**

SALVAVERDE A	
SIZE (cm)	50 x 50
HEIGHT h (cm)	4
Load capability (t/m <sup>2</sup> )	350
Weight per pcs. (kg)	1,24
Packaging size (cm)	100 x 120 x 230
N° pcs.	240
m <sup>2</sup> per pallet	60
Colour	Green
Permeability	95%

SALVAVERDE B	
SIZE (cm)	58 x 58
HEIGHT h (cm)	4
Load capability (t/m <sup>2</sup> )	350
Weight per pcs. (kg)	1,33
Packaging size (cm)	100 x 120 x 240
N° pcs.	225
m <sup>2</sup> per pallet	75
Colour	Green
Permeability	95%

### CAPS

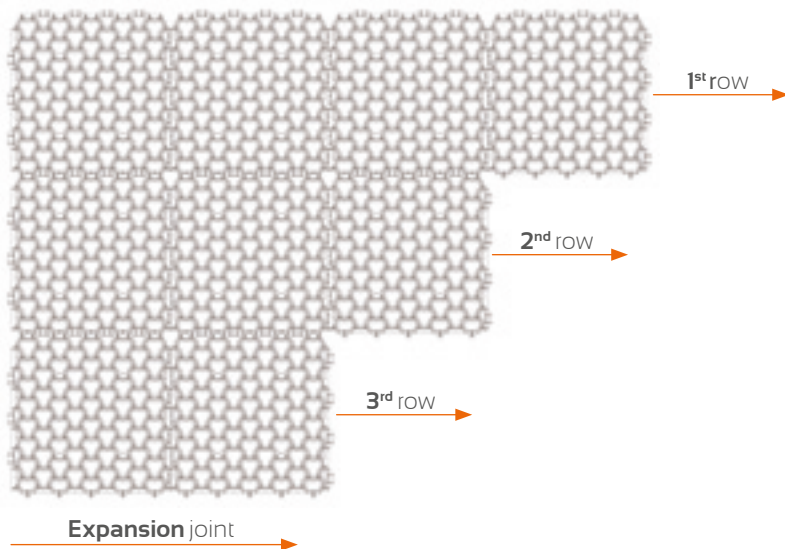


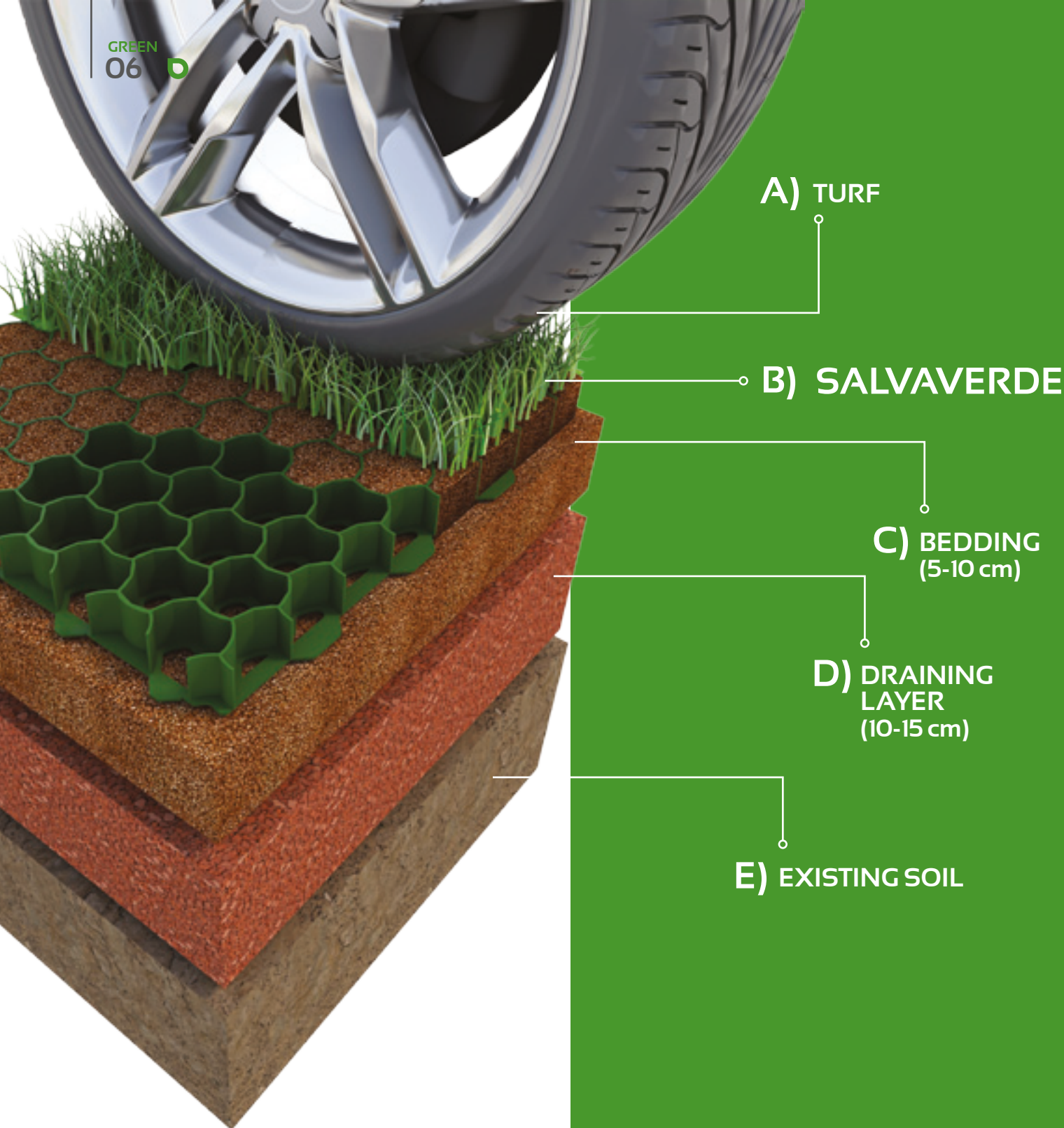
### COLOUR

- White ●
- Yellow ●

The cap allows the marking of the parking areas, the driveways and so on. It is provided with a slip-resistant surface and an anchor rod.

## Installation





## A) TURF

The filling of the cells with volcanic sands mixed with organic fertilisers and the further seeding, are foreseen.

## B) SALVAVERDE GRID

SALVAVERDE guarantees resistance and comfort assuring rainwater drainage and the protection of the turf.

## C) BEDDING

This is the layer above which the grid is installed. The bedding requires a good compaction and an optimal levelling to avoid subsidences and the cells emptying. The use of volcanic sands mixed with organic fertilisers is recommended, in order to provide roots with the perfect mix of nutrients and water.

# SALVAVERDE TO HAVE A GOOD RESULT

## DESIGN: the reinforced turf

THE GRASS PARKING is the result of the collaboration between two elements: the natural component, which results from the subsoil and the turf, and the plastic component that protects the roots and avoids the crush of the grass substrate during the transit of the vehicles.

This is therefore a COOPERATING SYSTEM where the parts are closely related. SALVAVERDE protection elements protect the turf avoiding the formation of the typical furrows, while the high developed plant element consolidates the soil creating the ideal conditions to guarantee the required resistance. That is why it would be useful to design the right stratigraphy immediately, to guarantee the required elements for the turf growth:

DRAINAGE  
VENTILATION  
NUTRIMENT  
ROOTING SPACE  
SUB-SOIL CONSOLIDATION

The result is a PROTECTED TURF, always green and long-lasting.

## MANTAINANCE: nothing grows without care

This is true. For any turf and for any other grass parking! Even the best design and execution could not assure a long-lasting result without a careful and constant maintenance. That is why it would be better to take into consideration maintenance operations to obtain a perfect turf:

IRRIGATION  
REMOVAL OF WEEDS AND PLANT PESTS  
GRASS MOWING  
FERTILISATION  
PLANTING OR SOWING WHERE THE TURF IS DAMAGED  
ADDING OF MATERIAL IN CASE OF LOSS OF SOIL FERTILITY

It is therefore possible to obtain a perfect result, keeping the turf protected even with the transit of vehicles over it.



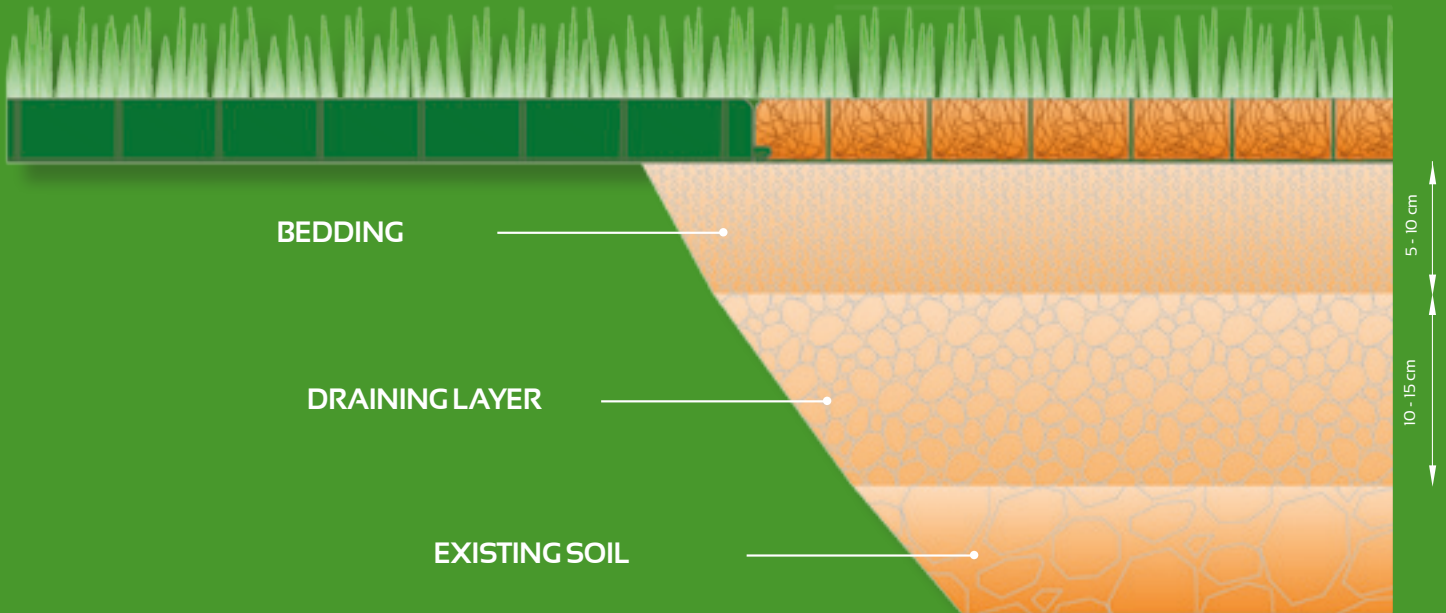
## D) DRAINING LAYER

This is the part of stratigraphy which defines the grid transitivity: it varies from 8-10 cm for pedestrian loads to 30-40 cm for trucks and commercial vehicles. This thickness made of mineral substrates (p.e. volcanic lapillus with a porous surface) avoids the loss of soil fertility and compaction, facilitating drainage and capillary rising.

## E) EXISTING SOIL

After the required excavation for the right transitable stratigraphy is fulfilled, the natural soil emerges. When the soil is particularly clayish and soft, the use of high quality geo-textile for consolidation and drainage, is recommended.

# INSTALLATION SALVAVERDE



BEDDING

DRAINING LAYER

EXISTING SOIL

5 - 10 cm  
10 - 15 cm



1

DRAINING LAYER 10 - 15 cm




2

INSTALLATION 5 - 10 cm



3

SALVEVERDE INSTALLATION



4

SANDS FILLING



5

SEEDING



6

DETECTING CAPS

**1** Drainage layer formed by 10/15 cm of volcanic lapillus, grain size 5-20 mm, crush resistance 35 N/mm<sup>2</sup> (UNI 7549/7);

**2** Realization of SALVAVERDE Geoplast laying surface formed by 3/4 cm of volcanic sands mixture (enriched with soil and fertilizers), grain size 0-5 mm laid out and well striked in order to reach a perfect leveling;

**3** Installation of SALVAVERDE

**4** Cells filling with a mixture of volcanic sands enriched with topsoil and organic fertilizers (grain size 0-5 mm). Alternatively, blend of silica sand, enriched with peat and organic humos;

**5** Finishing and seeding;

**6** Detecting caps to delimit parkings, private areas, driveways, ecc. In order to better define the parkings, 4 caps per linear meter are recommended.



# REALIZATION OF GRASS PARKINGS



## ADVANTAGES OF A TRANSITABLE PARKING

- Total permeability
- Increase of green areas
- Environment mitigation

## WHY SALVAVERDE?

- Turf protection
- Furrows elimination
- The turf remains uniform

## Prescription for a right maintenance

- During the grids installation, keep the expansion joint at a distance of 3-5 cm away from the kerbs and any other obstacle
- In the case of large surfaces, it is recommended to frame an area of 30 m<sup>2</sup> providing the grids with expansion joints, that does not hook them but put them closer instead, (leaving a span of 1 cm circa)
- Design and provide it with a specific irrigation system
- The finishing and seeding have to respect the right seasonality
- Wait for the complete grassing before transiting over the area
- To cut the turf, the regulation of the lawnmower blade is sufficient
- Restore the possible losses of filling material
- Periodically carry out the right maintenance of the turf and possible fertilisation
- SALVAVERDE can be easily shaped with a saw or a grinding machine in close proximity of kerbs and manholes.
- The required maximal slope for transitable applications is of 8%. When is higher than it, use forks or stakes to fasten SALVAVERDE to the soil.



# PROTECTION OF THE TURF



## Pedestrian paths

Surfaces stability  
Permeability  
Comfort

**SALVAVERDE** is the system that allows the creation of green surfaces, avoiding the problems linked to the transit of the vehicles. In this way, furrows and roots damages are avoided. **SAL-**

**VAVERDE** consolidates and stabilises the surface, keeping the natural permeability of the soil. In this way the draining surface that urbanization law requires, is fulfilled.





## Grass parking lots

Turf protection  
Rainwater drainage  
Resistance

**SALVAVERDE** is the turf protection that allows the creation of long-lasting grass parkings. The turf can always be protected from the transit of vehicles. **SALVAVERDE** avoids furrows and surface damages. Thanks to the large struc-

ture, **SALVAVERDE** guarantees an high permeability, facilitating the right disposal of rainwater. the surface is perfect for the transit of vehicles and the walkway.



**GEOPLAST S.p.A.**

35010 Grantorto PD - Italia - Via Martiri della Libertà, 6/8

tel +39 049 9490289 - fax +39 049 9494028

e-mail: [geoplast@geoplast.it](mailto:geoplast@geoplast.it) - [www.geoplast.it](http://www.geoplast.it)



rev.000 - 10/2014